




# ROUZATHUL ULOOM ARABIC COLLEGE

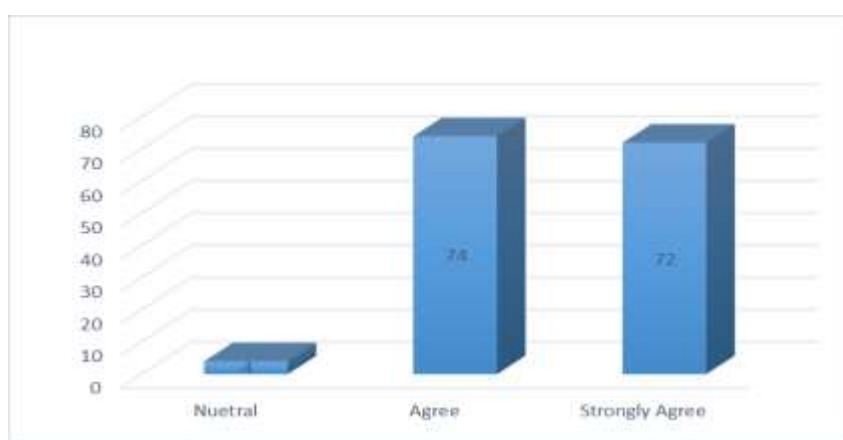


**ALUMNI**  
**FEEDBACK**

# ALUMINI FEEDBACK REPORT 2019-2020

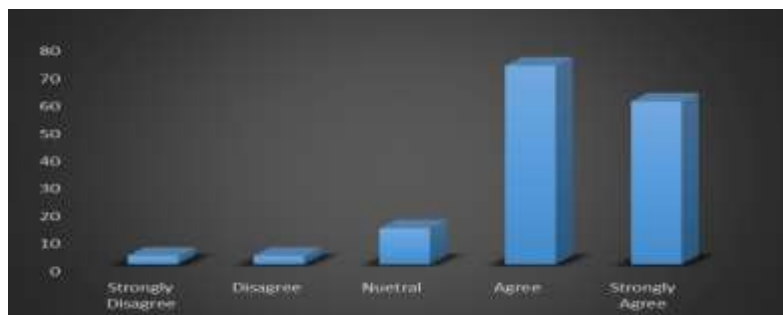
## The College had sufficient infrastructural facilities.

		Frequency	Percent	Valid Percent	Cumulative Percent
Valid	N	4	2.7	2.7	2.7
	A	74	49.3	49.3	52
	SA	72	48	48	100
	Total	150	100	100	



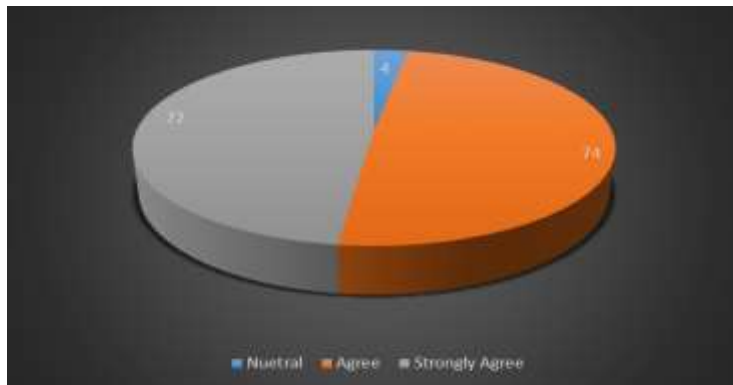
## The college has equipped you for employment

		Frequency	Percent	Valid Percent	Cumulative Percent
Valid	SD	3	2	2	2
	D	3	2	2	4
	N	13	8.7	8.7	12.7
	A	72	48	48	60.7
	SA	59	39.3	39.3	100
	Total	150	100	100	



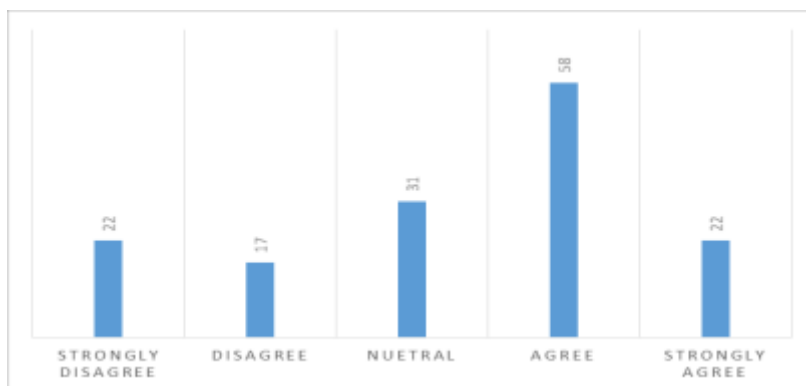
### **The college was instrumental in shaping your personality**

		Frequency	Percent	Valid Percent	Cumulative Percent
Valid	N	4	2.7	2.7	2.7
	A	74	49.3	49.3	52
	SA	72	48	48	100
	Total	150	100	100	



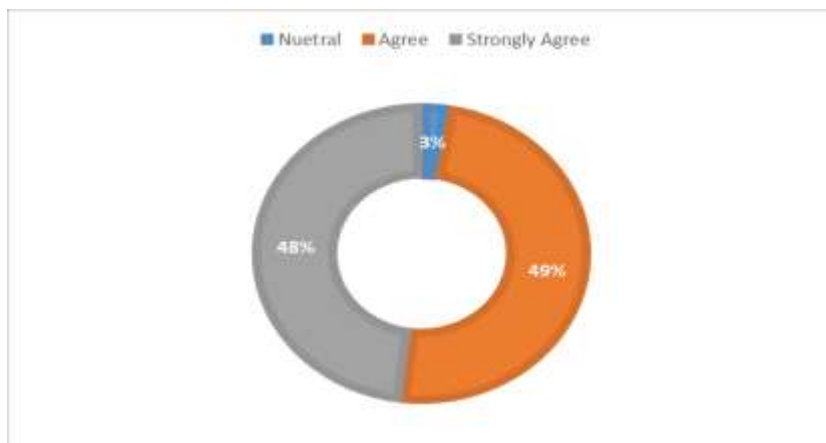
### **The name of College offers you name and fame**

		Frequency	Percent	Valid Percent	Cumulative Percent
Valid	SD	22	14.7	14.7	14.7
	D	17	11.3	11.3	26
	N	31	20.7	20.7	46.7
	A	58	38.7	38.7	85.3
	SA	22	14.7	14.7	100
	Total	150	100	100	



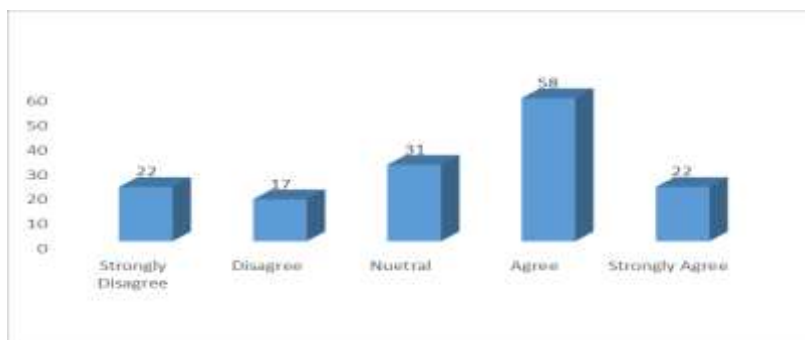
### **The training from the college has inspired you to take up challenging responsibilities**

		Frequency	Percent	Valid Percent	Cumulative Percent
Valid	N	4	2.7	2.7	2.7
	A	74	49.3	49.3	52
	SA	72	48	48	100
	Total	150	100	100	



**The study in the college pushed you to the enters of higher order for education and research**

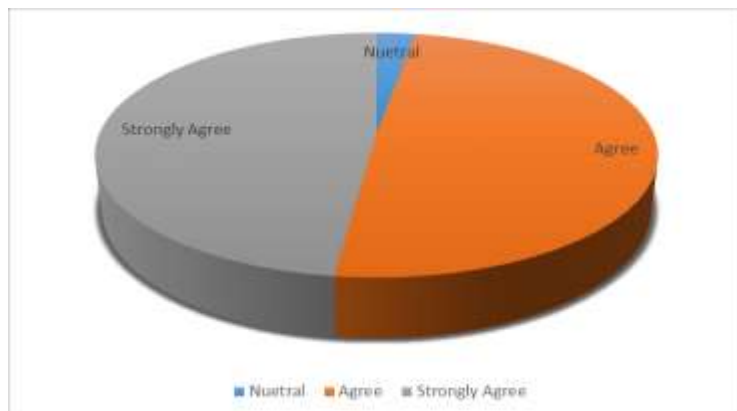
		Frequency	Percent	Valid Percent	Cumulative Percent
Valid	SD	22	14.7	14.7	14.7
	D	17	11.3	11.3	26
	N	31	20.7	20.7	46.7
	A	58	38.7	38.7	85.3
	SA	22	14.7	14.7	100
	Total	150	100	100	



**Association with the college has placed you in wide networking**

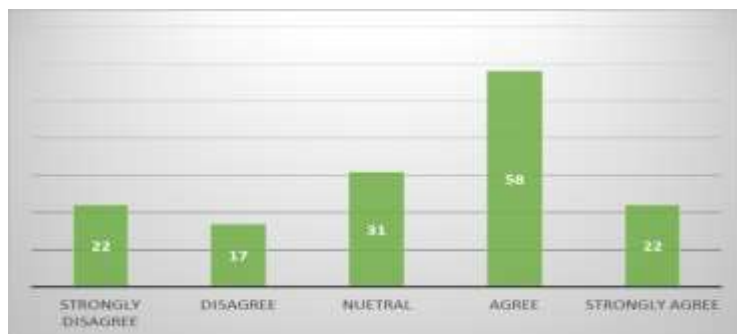
		Frequency	Percent	Valid Percent	Cumulative Percent
Valid	N	4	2.7	2.7	2.7
	A	74	49.3	49.3	52
	SA	72	48	48	100

	Total	150	100	100	
--	-------	-----	-----	-----	--



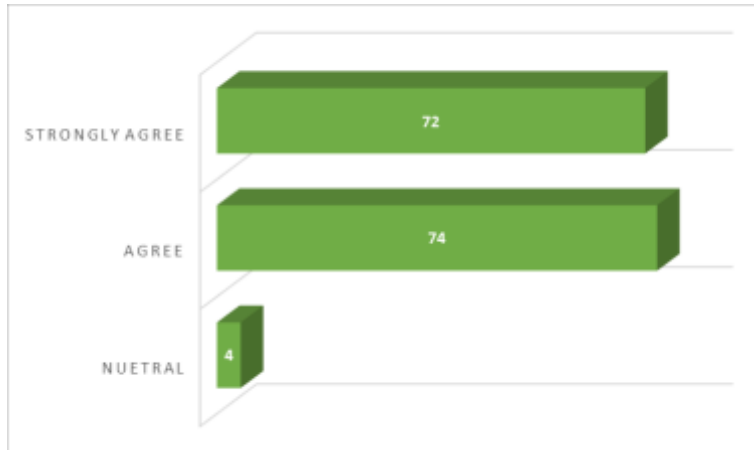
**The college has helped you gain leadership qualities**

		Frequency	Percent	Valid Percent	Cumulative Percent
Valid	SD	22	14.7	14.7	14.7
	D	17	11.3	11.3	26
	N	31	20.7	20.7	46.7
	A	58	38.7	38.7	85.3
	SA	22	14.7	14.7	100
	Total	150	100	100	



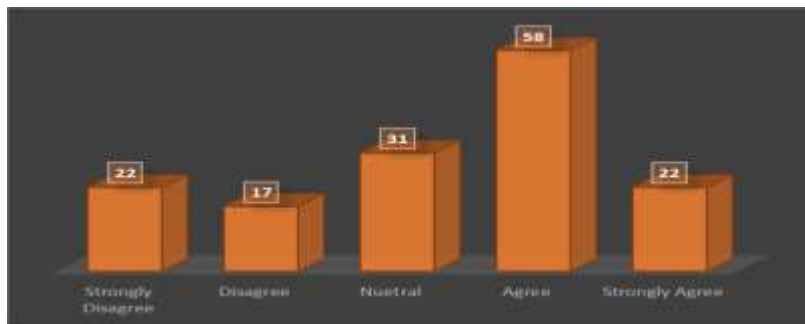
**The college has fulfilled your expectation as a student**

		Frequency	Percent	Valid Percent	Cumulative Percent
Valid	N	4	2.7	2.7	2.7
	A	74	49.3	49.3	52
	SA	72	48	48	100
	Total	150	100	100	



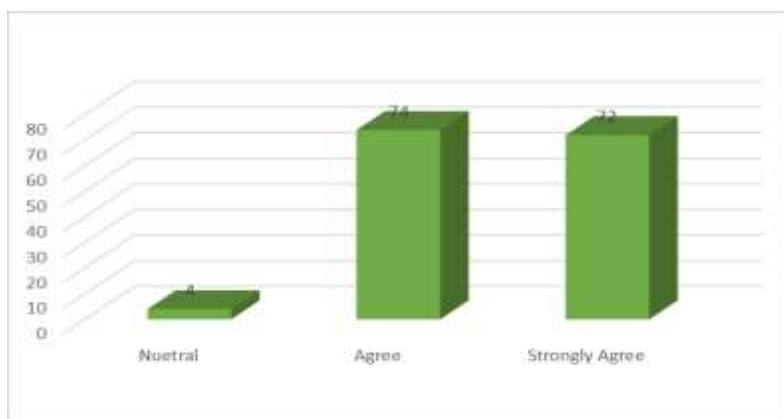
**The career and placement services availed from the college were beneficial to you**

		Frequency	Percent	Valid Percent	Cumulative Percent
Valid	SD	22	14.7	14.7	14.7
	D	17	11.3	11.3	26
	N	31	20.7	20.7	46.7
	A	58	38.7	38.7	85.3
	SA	22	14.7	14.7	100
	Total	150	100	100	




**The college is maintaining good and positive relationship with the alumni through ROSA**

		Frequency	Percent	Valid Percent	Cumulative Percent
Valid	N	4	2.7	2.7	2.7
	A	74	49.3	49.3	52
	SA	72	48	48	100
	Total	150	100	100	



### **Alumni is ready to extend all possible help and services**

		Frequency	Percent	Valid Percent	Cumulative Percent
Valid	SD	22	14.7	14.7	14.7
	D	17	11.3	11.3	26
	N	31	20.7	20.7	46.7
	A	58	38.7	38.7	85.3
	SA	22	14.7	14.7	100
	Total	150	100	100	



**Dr. ABDURAHIMAN  
CHERUKARA, MA., Ph.D**  
Principal  
R.U.A. COLLEGE  
P.O. Farook College-673632

